

Dudden Hill Diversity Profile

Our population
July 2014

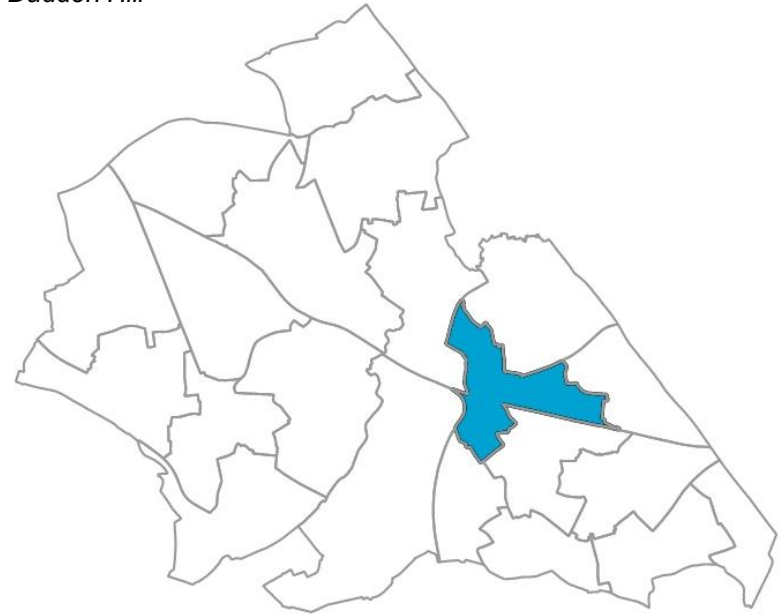
Introduction

We are proud that Brent is one of the most diverse boroughs in the UK. To work effectively in such a diverse setting, we need a good understanding of all our communities.

The equality characteristics have an important influence on the changing identities and needs of local people. This is part of a series of profiles that provide an overview of the diversity of our service users and residents. They will be used to:

- ensure best quality services that are appropriate for our local communities
- identify any gaps in service use or outcomes
- demonstrate where our services are working effectively
- check who could be affected by changes to policies or services
- measure the effects of the council's decisions on local people.

Dudden Hill



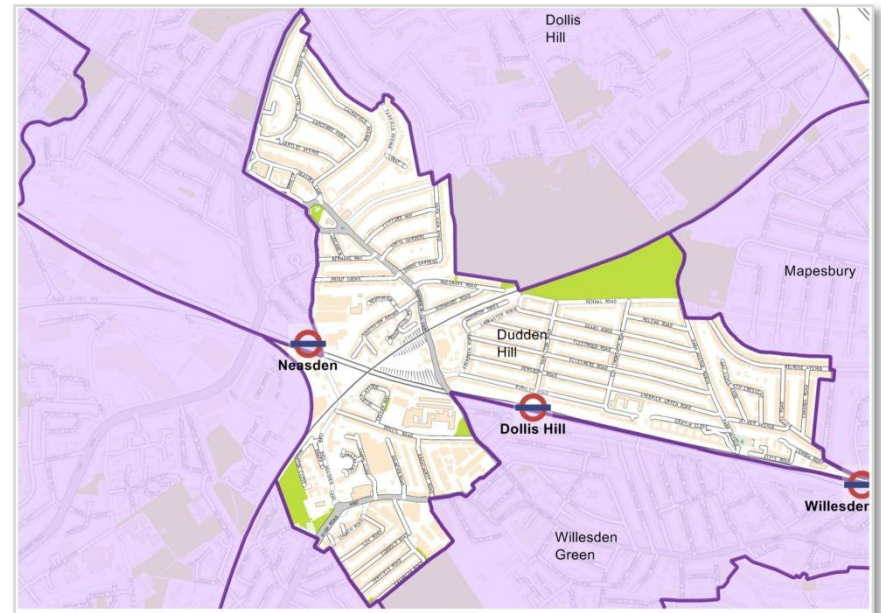
All 2011 Census data © ONS Crown Copyright Reserved unless otherwise stated
Map data © Crown copyright and database rights 2014 Ordnance Survey 100025260

Data notes

These diversity profiles bring together information from the 2011 Census and other data sources about the demographic, social and economic characteristics of the local population across the borough, including:

- age
- sex
- disability and health
- ethnicity
- religion or belief
- income status.

We benchmark census data for Brent against England and Wales, London, Inner London and Outer London and data from other sources against London and Great Britain. There may be differences between 2011 Census data and data more recently collected by service areas.



Executive summary

The 2011 census showed that:

- The population of Dudden Hill increased by 1,323 persons, or 10.9%, from 12,102 in 2001 to 13,425 in 2011
- The number of households increased by 0.5% resulting in an increase in the household size to 3.1 persons
- The number of 0-4 year olds increased by 48.3% from 783 in 2001 to 1,161 in 2011
- Dudden Hill had a 55.9% black, Asian and minority ethnic (BAME) population with an Asian population of 23.6% and a black population of 20.2%
- 43.8% of the ward's residents were born in the UK. 61.1% had a UK passport
- 80.6% of the residents in Dudden Hill have a religion.

Other data sources tell us that:

- the median household income in Dudden Hill is above the Brent median figure at £29,697.

The census did not include information about sexual orientation and gender reassignment. Stonewall estimates that lesbian, gay and bisexual (LGB) people make up 5-7% of the UK population. The Gender Identity Research and Education Society estimates that 1% of the UK population experience gender variance and 0.02% of the UK population will undergo gender transition.

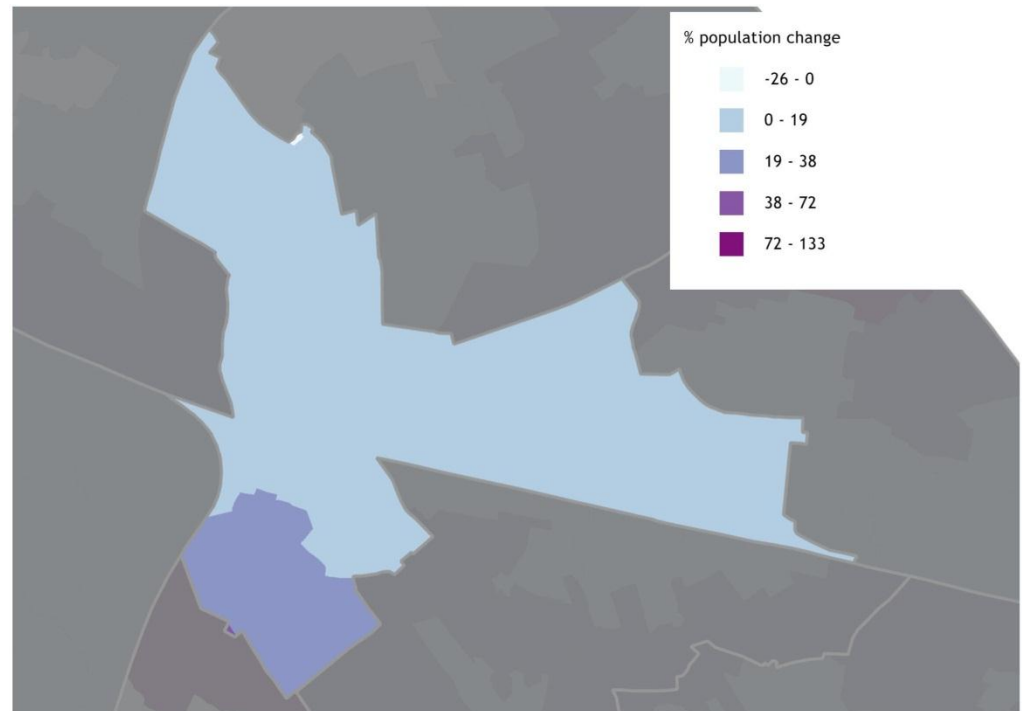
Population

The population of Dudden Hill increased by 1,709 persons, or 11%, from 13,350 in 2001 to 15,059 in 2011.

The population growth was not uniform across the ward, although all Lower Super Output Areas (LSOAs) in Dudden Hill experienced a growth of between 4.0 to 18.9%.

LSOAs are areas built up from groups of Census Output Areas with the intention of being consistent and comparable over census periods. There are 32,844 LSOAs in England and Wales, and 173 in Brent.

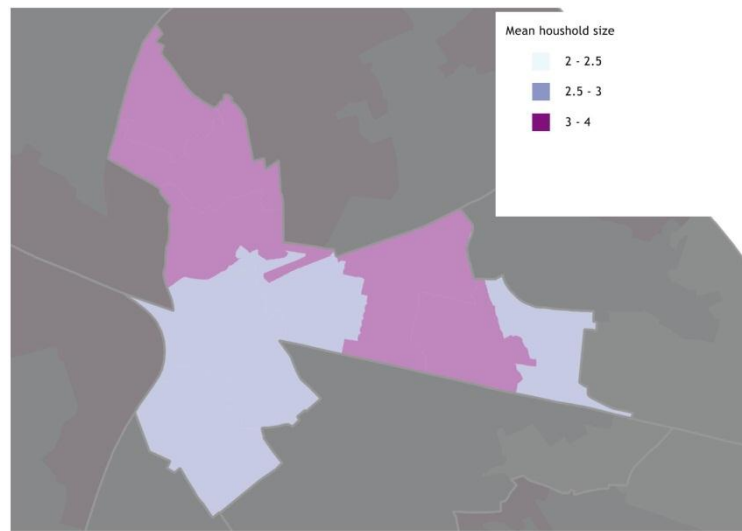
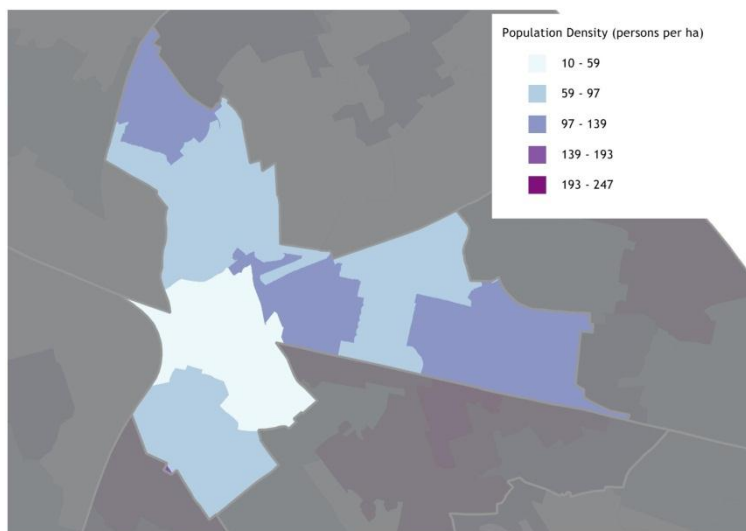
Percentage change in population from 2001 by LSOA



Population

The population density of 90 persons per ha is higher than the population density for Brent of 72 persons per ha. Within Dudden Hill the population density varies from 57 to 112 persons per ha.

The number of households in Dudden Hill only increased from 4,948 in 2001 to 5,198 in 2011, resulting in an increase in the mean household size from 2.7 persons in 2001 to 2.9 persons in 2011. Across the ward, the mean household size varied from 2.5 to 3.4 persons.



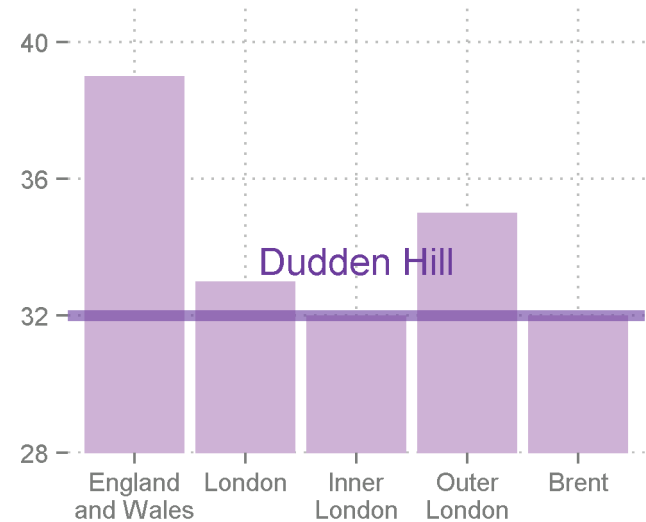
Age

The census showed that over a fifth of the population was under 18, 22.9% compared to 22.6% for Brent. 1 in 10 residents were aged 65 and over, 9.7% compared to 10.6% in Brent. Dudden Hill had a similar working age (16 to 64) population to Brent of 69.9% compared to 69.2%.

The age profile of Dudden Hill's population was similar to that of Brent, with slightly fewer school age children and people aged 65 and over. There were slightly more people, as a proportion of the whole population, in the 25 to 29 age group in Dudden Hill than in Brent.

The median age, at 32, was the same as for Brent.

Median age for Dudden Hill, Brent, London and England and Wales



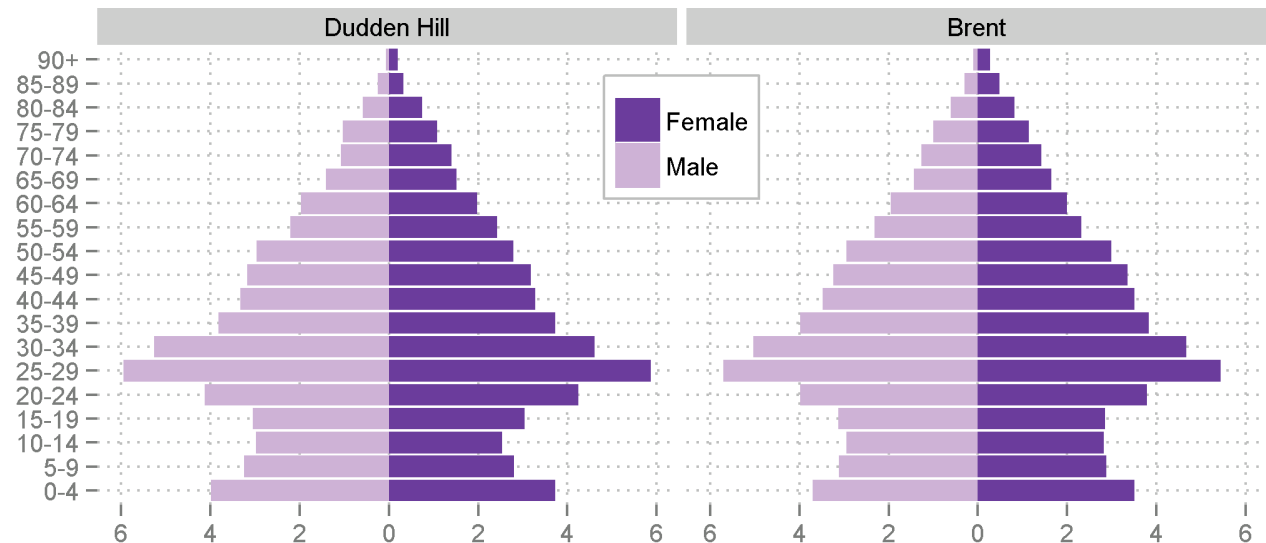
Sex

Men made up slightly over half of the population of Dudden Hill: 7,603 people in Dudden Hill were men and 7,456 were women.

There were 121 more men than women aged 16 to 64. The population aged under 18 had 141 more boys than girls.

Dudden Hill's population aged 65 and over had more women than men: 796 women and 666 men

Population pyramid by 5 year age bands for Dudden Hill and Brent 2011



Disability

The proportion of residents who felt that they had good health increased from 70.6% in 2001 to 82.7% in 2011.

In November 2013, 1.0% (85 people) of Dudden Hill residents of working age - aged 16 to 64 - were claiming disability benefits (Nomis). This rate was the higher than 0.8%, the rate for Brent, and 0.9%, the rate for London.

In the census, 1 in 7 (13.8%) Dudden Hill residents considered that their health had a limiting impact on their day to day activities. This is slightly lower than the rate for Brent 14.5%.

6.5% of residents felt their day to day activities were limited a lot and 7.4% of residents felt their day to day activities were limited a little.

Percentage of residents that felt their day to day activities were limited a little or limited a lot



Disability

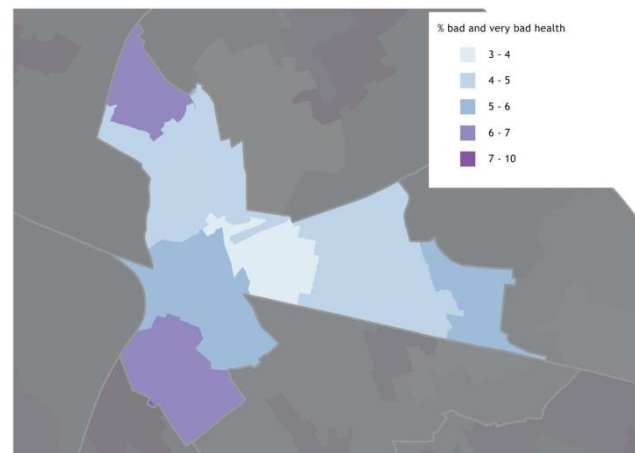
5.2% of Dudden Hill's residents felt that they had bad or very bad health, lower than the 5.4% rate for Brent. Across the ward, the rate varied from 3.8 to 6.8%.

Disability and ill health varied across Dudden Hill. 7.4 % of residents felt that their health limited a lot their day to day activities, slightly higher than the 7.0% rate for Brent. Across the ward, the rate varied from 5.1 to 8.0%.

Percentage day to day activities limited a lot by ward



Percentage residents with bad health by ward



Ethnicity

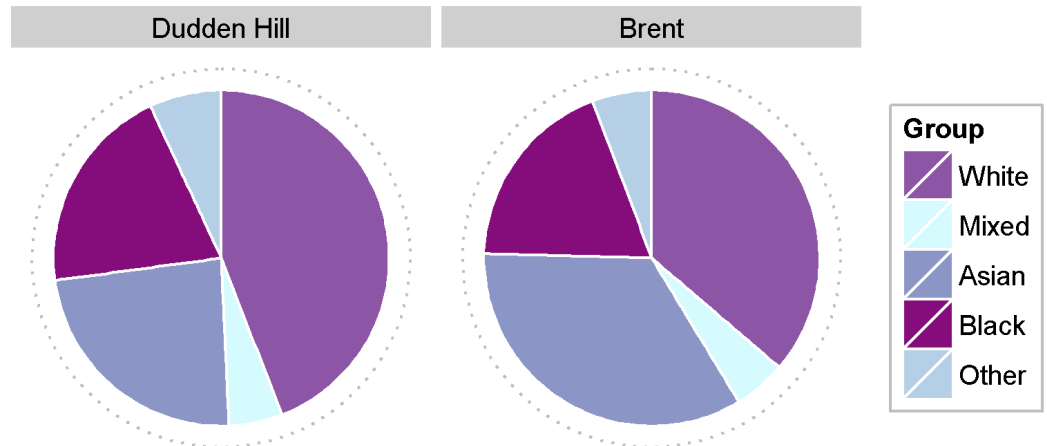
In the 2011 Census, 55.9% of the population of Dudden Hill were from black, Asian and minority ethnic (BAME) backgrounds compared to 63.7% in Brent as a whole. By contrast, 14% of people in England and Wales and 40% of people in London were BAME.

The largest BAME group in Dudden Hill were the Black/African/ Caribbean/Black British: African, 8.9% of Dudden Hill's population compared to 7.8% of Brent's population, followed by Asian: Indian or British Indian people, 8.1%. The White: English/ Welsh/ Scottish/ Northern Irish/ British population at 18.6% was slightly more than the percentage for Brent, 18.0%.

Dudden Hill had a higher proportion of White: Polish people, 5.2% than Brent. The percentage of residents in a black ethnic group was slightly higher than in Brent: 20.2% compared to 18.8%.

0.1% of Dudden Hill's population were White: Gypsy or Irish Traveller which was on par with Brent, London and national figures.

Ethnicity by main ethnic group for Dudden Hill and Brent

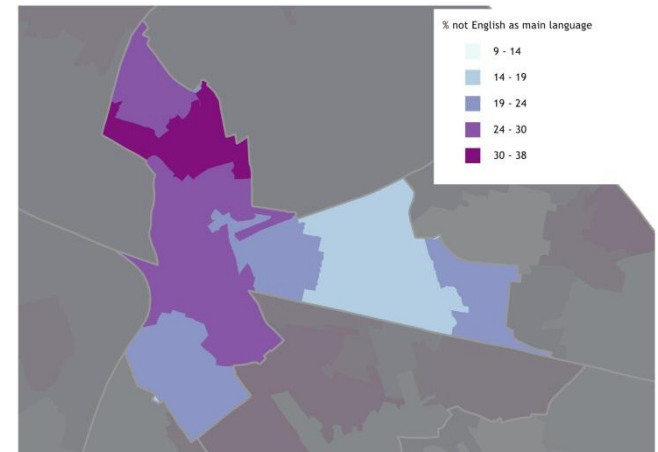


Language

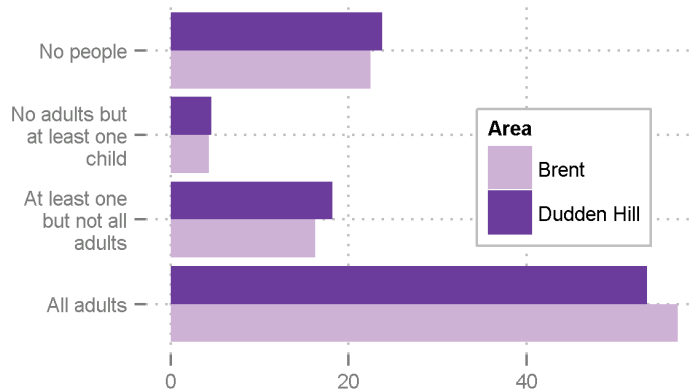
A 2011 school census found that 149 languages were spoken in Brent. The national census showed that English was the main language in 76.2% of Dudden Hill households. This was comparable to the 77.6% rate for Brent.

The proportion of households in Dudden Hill where no one was able to speak English was 1.4%, comparable to the 1.3% rate for Brent.

Percentage households without English as a main language



Percentage households unable to speak English



Religion or Belief

Less people in Dudden Hill had a religion than Brent: 1 in 8 Dudden Hill residents stated that they had no religion, compared to 1 in 10 people in Brent.

The largest religious groups in Dudden Hill were:

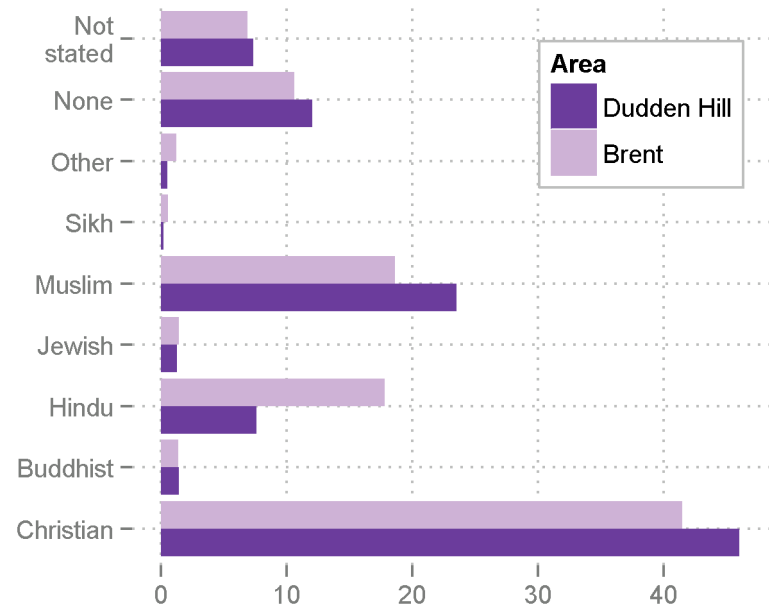
- Christian (46.1% compared to 41.5% in Brent)
- Muslim (23.5% compared to 18.6% in Brent)
- Hindu (7.6% compared to 17.8% in Brent).

The biggest changes to religious groups in Dudden Hill were:

- 90% increase to the proportion of Muslim people
- 4% decrease to the proportion of Jewish people
- 14% decrease to the proportion of Hindu people.

17 people stated that they were Jain and 29 people stated that they were Sikh.

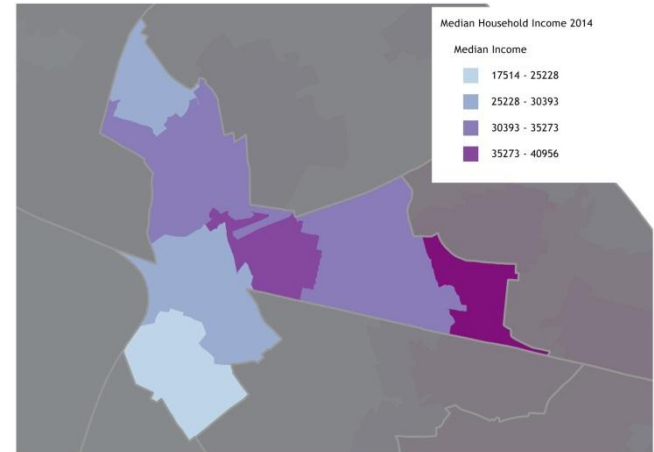
Percentage by religion in Dudden Hill and Brent



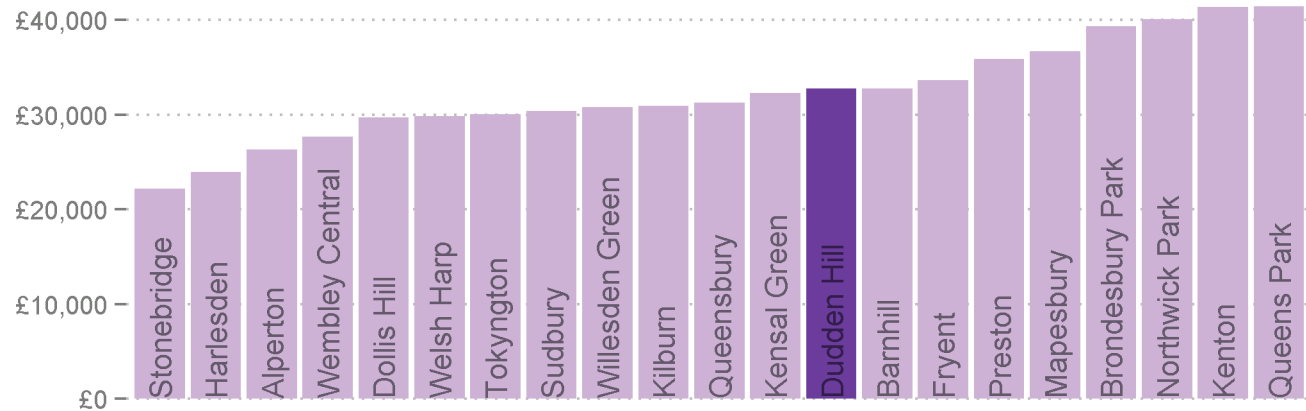
Income

In 2014, the median household income in Dudden Hill is £32,740, higher than the £31,601 value for Brent. Within Brent, Dudden Hill ranks as the 9th highest ward in terms of median household income.

Median household income varies within the ward by £18,280, from £25,035 to £43,315.



Median household income (CACI 2014)



Equality analysis guidance

When officers are performing equality analysis, we suggest they use the information in these diversity profiles to help answer the following questions:

- What differences are there between the diversity profile of your customers and the local area? Are people with some equality characteristics under or over represented?
- Who is likely to be affected by any changes to your policies, strategies and services?
- How can you ensure that consultation and engagement exercises reach all relevant stakeholders and communities including potential service users?
- Would projects and services that worked well elsewhere need to be tailored for our diverse local communities?

Remember to think about the needs of all local people, including smaller groups such as the lesbian, gay, bisexual and transgender (LGBT) community, Gypsies and Travellers, Eastern European and white working class people.

If officers have any further questions, please contact the Equality Team on equality@brent.gov.uk.